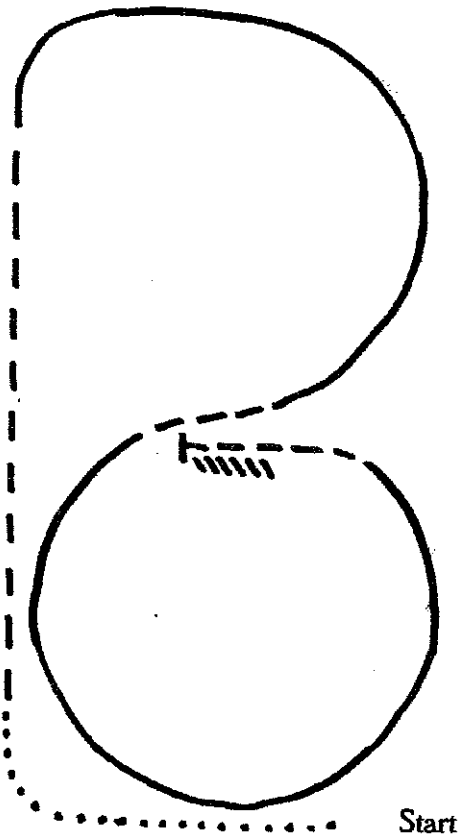


## MT 4-H Ranch Horse Level 1

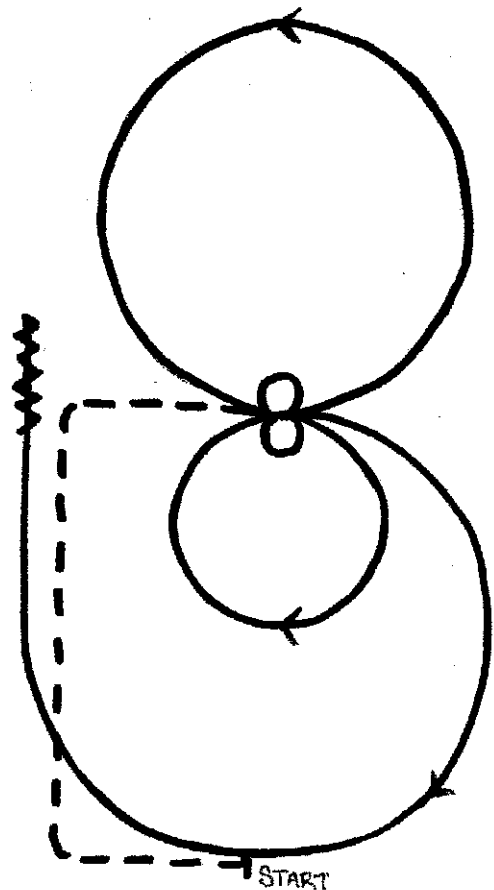
1. Walk around corner
2. Pick up jog down fence line
3. Lope right lead (\*or jog) around end of arena
4. Change leads (if loping) as you cross center
5. Lope left lead (\*or jog) in a circle back to center of arena
6. Break to jog – then stop
7. Back

\*Horsemanship Level 1 riders may jog the lope sections if they are not safe to ride at a lope and will be judged accordingly



## MT 4-H Ranch Horse Level 2

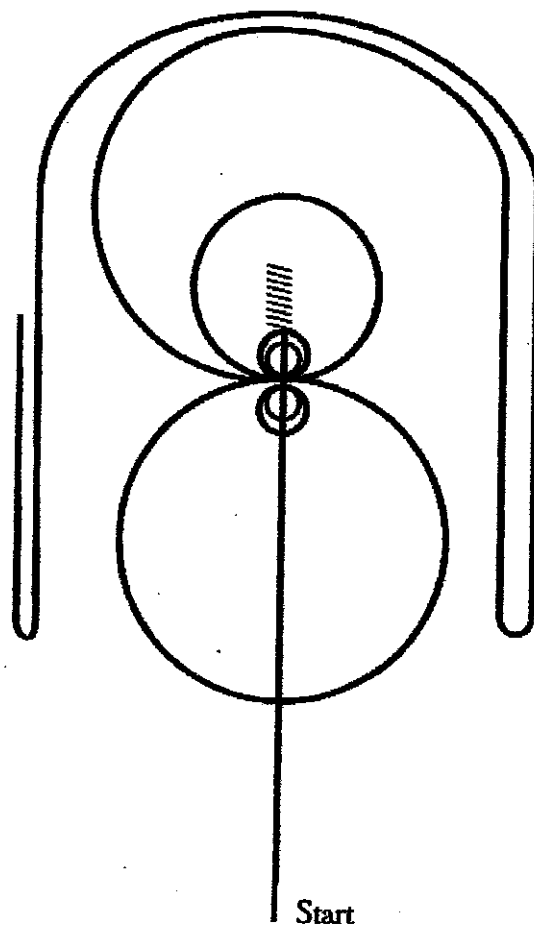
1. Jog around left side to center of pattern
2. 360° Hindquarter turn to Left
3. 360° Hindquarter turn to Right
4. Lope small slow circle to Right
5. Change leads and lope large fast circle to Left
6. Change leads – Lope in Right lead around end of arena
7. Just past center marker – Stop and Back



## MT 4-H Ranch Horse

### Level 3

1. Lope past center
2. Stop and back to center
3. 1 spin to Right
4. 1 ¼ spins to Left
5. Lope small circle to the Right
6. Change leads and lope large circle to the Left
7. Change leads and lope around end of arena
8. Stop and rollback to left – continue around end of arena
9. Stop and rollback to right
10. Stop at center
11. See additional instructions for cattle work portion



4-H Level 3—90 second time limit.

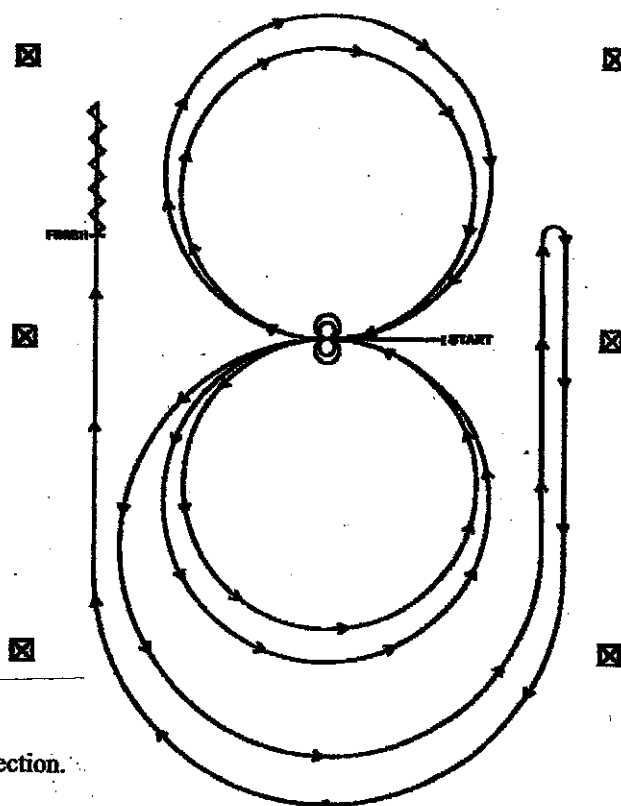
1. Box cow at end of arena staying within the cones.
2. Then drive cow down the fence and do one fence turn in each direction.
3. Stop and back your horse to signify completion of cattle work.

*A thirty second warning will be given.*

## MT 4-H Ranch Horse

### Level 4

1. Trot to center
2. Complete 2 spins to Right
3. Complete 2 spins to Left
4. Lope to left a small slow circle followed by large fast circle
5. Change leads
6. Lope to right a small slow circle followed by large fast circle
7. Change leads and lope around end of arena
8. Stop and rollback to right
9. Lope around end of arena and past center
10. Stop and back
11. See additional instructions for cattle work portion



4-H Level 4—2 minute time limit

1. Box cow at end of the arena staying within the cones.
2. Then drive cow down the fence and do one fence turn in each direction.
3. Then circle the cow OR rope the cow using a breakaway honda.
4. Stop and back your horse to signify completion of cattle work.

*A thirty second warning will be given.*